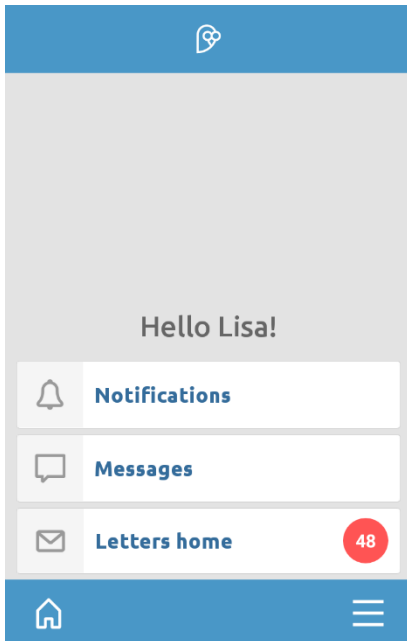




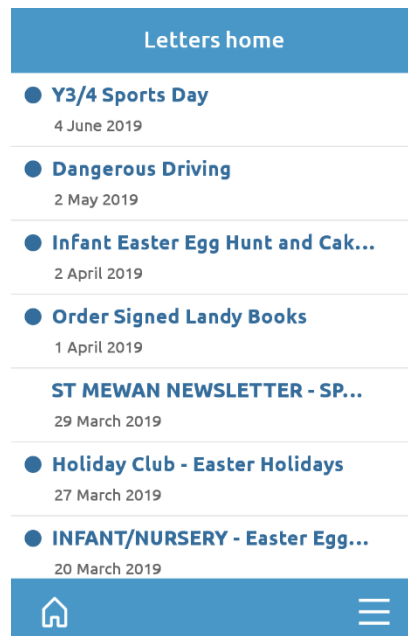
St Mewan eSchools guidance notes



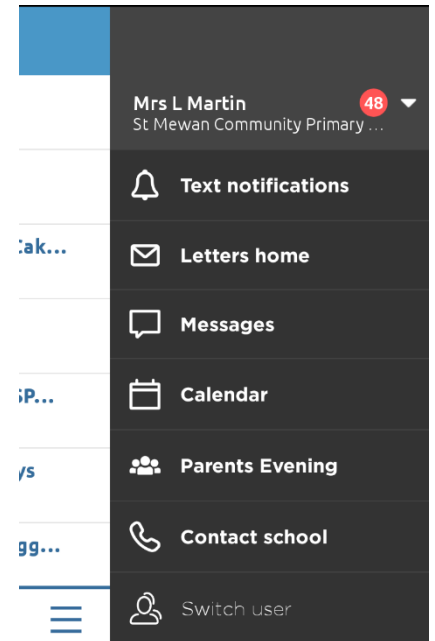
eSchools is the provider we use for our website and all email communications from school to parents. By downloading the app you will receive instant notifications when a new email is received and will have all emails from the school stored in one easily accessible app on your phone.



Picture 1



Picture 2



Picture 3

Installing, registering and using the app:

1. Go to the App Store / Play Store to download the eSchools app.
2. Search for eSchools.
3. Install the app.
4. Open the app and enter st-mewan (the – hyphen is important and is – not _).
5. Enter the username and password provided by the school (be careful about capitals and lower case letters). If you haven't received a letter containing your login details, please contact the school office (secretary@st-mewansch.org or 01726 74887 or request to speak to Mrs Martin about eschools).
6. Your home screen will look like picture 1 above.
7. Click letters home to view all letters sent by the school. The most recent will be at the top.
8. New messages will display with a blue circle next to them as above in picture 2.



9. If you click the menu button in the bottom right of the screen, you can view the calendar and any messages from school.